



## Check Point Secure Web Gateway Appliances

Secure Web Gateway is an all-in-one solution that enables secure use of Web 2.0 with real time multilayered protection against web-borne malware, largest application coverage and granular application control, centralized intuitive management, and end-user education.

# Check Point Secure Web Gateway Appliances

Check Point has been a leading security provider for twenty years, protecting customers from an ever changing threat environment. The Check Point approach to the Secure Web Gateway leverages its security expertise and industry's most complete portfolio of security innovations to deliver the protection required to defend against web-borne malware, the number one threat to organizations.

Web access is now ubiquitous and considered an essential workplace "norm." The web has also become the predominant route for attacks on enterprises. Attackers are targeting enterprise users by driving them to malware infested websites. Recent Check Point research found that in 74% of organizations, hosts are accessing a malicious website, doing so once every 1.5 hours. And this risk becomes even greater when employees use high risk applications. In the same Check Point research, 91% of organizations' users were found to be accessing applications with a potential security risk. As the sophistication level of attackers continue to rise, the role of the secure web gateway has become critical to protect against web-borne malware. An effective secure web gateway must provide multi-layer security to protect against the most sophisticated forms of malware and prevent attacks.

## OVERVIEW

Secure Web Gateway is an all-in-one solution that enables secure use of Web 2.0 with real time multi-layered protection against web-borne malware, largest application coverage and granular application control, centralized intuitive management, and end-user education. It is built with the most powerful combination of Web security features, including:

- Antivirus to identify and block sophisticated malware
- Threat Cloud's global security intelligence to identify malware
- URL Filtering to control access to millions of malware and phishing websites
- Granular Application Control to block usage of dangerous apps or specific features
- Optional IPS and Anti-bot to fight web driven cyber attacks
- SmartEvent for 360 degree visibility over all web users and activities
- Unified Policy that covers all web, applications, users and machines

## KEY FEATURES

- Dedicated appliance integrating Antivirus, URL Filtering, Application Control, Identity Awareness and Analysis and Reporting with optional IPS and Anti-bot blades
- Real time URL updates from cloud-based categorization
- Largest app library with over 4,800 apps, 240,000 widgets, and 130 categories
- Unified security for all aspects of the web
- User and user group granularity in policy and reporting
- Multi-layered security to stop malware with ThreatCloud™ global security intelligence
- Intuitive event analysis using granular reports and forensics tools

## KEY BENEFITS

- Prevent malware infections and post-infection damage with multi-layered security
- Control access to malware infested websites and higher risk applications
- Prevent browser and application vulnerability exploits
- Enhance operational activity with unified, centralized management
- Benefit from the only solution that protects Web-based activities with unified control, enforcement and reporting



## Datasheet: Check Point Secure Web Gateway Appliances

Check Point's Secure Web Gateway solution has flexible deployment options including stand-alone dedicated appliances that comes in a variety of models to fit branch and small offices, medium, large and extra-large enterprises, and secure web software packages that are available on any security gateway.

### SECURE WEB GATEWAY FEATURES

#### Antivirus

Stop incoming malicious files at the gateway before the user is affected with real-time virus signatures and anomaly-based protections from ThreatCloud, the first collaborative network to fight cybercrime. Identify over 9 million signatures and 900,000 malicious websites with a constantly-updated worldwide network of sensors that provide ongoing malware intelligence.

#### ThreatCloud

Real time protection information delivered to the Secure Web Gateway. Dynamically updated, using a worldwide network of threat sensors, this is the first real time collaborative network to effectively fight cybercrime.

#### URL Filtering

Control access to millions of web sites by category, users, groups and machines with cloud-based technology that is constantly updated with new websites to support employee productivity and security policy. Block access to entire websites or just pages within, and set enforcements by time allocation or bandwidth limitations. Maintain a list of accepted and unaccepted website URLs to fine tune security policies.

#### Application Control

Control access to over 4,800 applications and 240,000 social network widgets with the industry's largest application coverage. Create granular security policies based on users or groups to identify, block or limit usage of web applications and widgets like instant messaging, social networking, video streaming, VoIP, games and more. Enable business while ensuring security.

#### IPS (Optional)

NSS Labs top-rated IPS Software Blade delivers complete and proactive intrusion prevention. Ranked #1 in Microsoft and Adobe threat coverage 3 years in a row, it secures your network by timely and effectively preventing browser and application vulnerability exploits.

#### Anti-bot (Optional)

Extend your Secure Web Gateway to identify infected hosts and prevent bot damage. Detect infected hosts, accurately identify bot outbreaks, block bot communication between infected hosts and remote operator, and receive up-to-the minute bot intelligence from the ThreatCloud knowledge base.

#### Identity Awareness

Control access to company resources and the internet by user, group or machine for granular visibility and policy enforcement. Easily distinguish between employees and guests or contractors and restrict access to prevent unwanted data loss or threats to data centers, networks and applications. Prevent unauthorized access to corporate resources while allowing authorized users to work remotely.

#### Unified Security Policy

Traditional internet security requires establishing policies for each element of securing the web. Check Point's Web Security Gateway Appliance is the only solution to offer unified control over all websites, web applications, users and machines. This significantly reduces the complexity of securing the internet and enables organizations to more easily and cost-effectively implement and enforce corporate security policies.

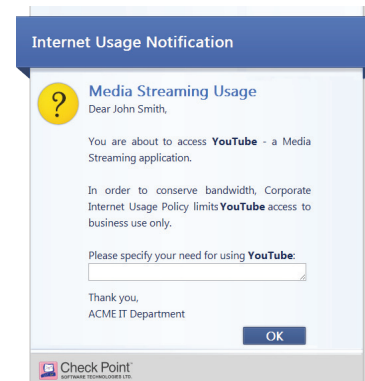
| Source    | Applications/Sites                       | Action                   |
|-----------|------------------------------------------|--------------------------|
| Any       | Spyware / Malicio...<br>P2P File Sharing | Block                    |
| Engineers | Media Streams                            | Allow<br>Download_10Mbps |

#### Integrated Security Management

Unified security management simplifies the monumental task of managing growing threats, devices and users. Our comprehensive, centralized security management system controls all Check Point gateways and Software Blades from SmartDashboard. The intuitive graphical user interface enables IT managers to easily manage a wide set of security management functions.

#### Check Point UserCheck

Engage and educate users about corporate policy and internet safety without involving IT personnel with a real-time pop-up agent that offers users advice and the opportunity to reconsider current online activities. Engaging users in the decision-making process increases awareness which can help organizations mitigate the security risks associated with enterprise internet use.



### Inspection of SSL Encrypted Traffic

Scan and secure SSL encrypted traffic passing through the gateway. When traffic is passing through, the gateway decrypts the traffic with the sender's public key, inspects and protects, then re-encrypts, sending the newly encrypted content to the receiver. Granularly define exceptions for SSL inspection to protect user privacy and comply with corporate policy. Some encrypted content passing through the gateway should not be inspected, and therefore can be bypassed with a simple administrator policy definition.

### SmartEvent

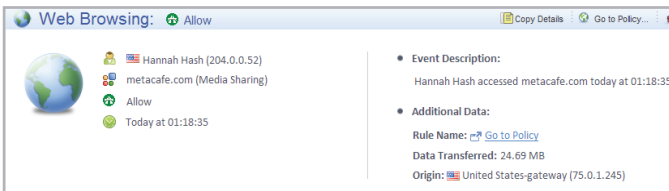
Quickly stop critical security events and add on-the-fly protections with our unified security event management. SmartEvent correlates all the activity from your Check Point products and 3rd party devices and provides a security timeline including trends, statistics and maps for a detailed snapshot of your security status. Leverage offline reporting and numerous pre-defined security events plus an event-wizard to customize your own events. Schedule and email offline reports, in PDF, HTML or excel format, of top used applications and accessed sites, detailed user Web activity and more.

### Multiple Deployment Options






Check Point Secure Web Gateway has flexible deployment options to support a multitude of business needs and sizes including inline installation as well as the option to set your gateway to act as a proxy.

### Add Functionality When You Need It

Check Point Secure Web Gateway can add additional software functionality if your security needs increase. Seamlessly add software blades such as the Anti-Bot and IPS.



**SPECIFICATIONS**

|                                  | SWG-4400                                                                          | SWG-4600                                                                          | SWG-4800                                                                           | SWG-12400                                                                           | SWG-12600                                                                                     |
|----------------------------------|-----------------------------------------------------------------------------------|-----------------------------------------------------------------------------------|------------------------------------------------------------------------------------|-------------------------------------------------------------------------------------|-----------------------------------------------------------------------------------------------|
|                                  |  |  |  |  |            |
| <b>Sizing</b>                    |                                                                                   |                                                                                   |                                                                                    |                                                                                     |                                                                                               |
| Users (recommended) <sup>1</sup> | up to 250                                                                         | up to 500                                                                         | up to 1,000 users                                                                  | up to 5,000 users                                                                   | up to 10,000 users                                                                            |
| Concurrent Connections           | 20,000                                                                            | 32,000                                                                            | 50,000                                                                             | 66,000                                                                              | 160,000                                                                                       |
| Connections per Second           | 650                                                                               | 1,000                                                                             | 1,800                                                                              | 2,500                                                                               | 5,700                                                                                         |
| HTTP Transactions per Second     | 2,700                                                                             | 4,200                                                                             | 7,000                                                                              | 10,000                                                                              | 22,000                                                                                        |
| <b>System Resources</b>          |                                                                                   |                                                                                   |                                                                                    |                                                                                     |                                                                                               |
| Cores                            | 2                                                                                 | 2                                                                                 | 4                                                                                  | 6                                                                                   | 12                                                                                            |
| Memory                           | 4 GB                                                                              | 4 GB                                                                              | 8 GB                                                                               | 8 GB (up to 12 GB)                                                                  | 12 GB                                                                                         |
| Storage                          | 250 GB                                                                            | 250 GB                                                                            | 250 GB                                                                             | 500 GB (up to 2x500 GB)                                                             | 2x500 GB                                                                                      |
| Network Interfaces               | 8 x 10/100/1000Base-T RJ45 ports                                                  | 8 x 10/100/1000Base-T RJ45 ports                                                  | 8 x 10/100/1000Base-T RJ45 ports                                                   | 2 on board<br>1GbE copper<br>8 x 1GbE copper interface card                         | 2 on board<br>1GbE copper<br>4 x 1GbE copper interface card<br>8 x 1GbE copper interface card |
| Power Supply                     | One AC power supply                                                               | One AC power supply                                                               | One AC power supply                                                                | Redundant dual hot-swappable                                                        | Redundant dual hot-swappable                                                                  |
| LOM                              | NA                                                                                | NA                                                                                | Yes                                                                                | Yes                                                                                 | Yes                                                                                           |
| <b>Dimensions</b>                |                                                                                   |                                                                                   |                                                                                    |                                                                                     |                                                                                               |
| Enclosure                        | 1U                                                                                | 1U                                                                                | 1U                                                                                 | 2U                                                                                  | 2U                                                                                            |
| Standard (W x D x H)             | 17.25 x 12.56 x 1.73 in.                                                          | 17.25 x 12.56 x 1.73 in.                                                          | 17.25 x 16.14 x 1.73 in.                                                           | 17.24 x 22.13 x 3.46 in.                                                            | 17.24 x 22.13 x 3.46 in.                                                                      |
| Metric (W x D x H)               | 438 x 320 x 44 mm                                                                 | 438 x 320 x 44 mm                                                                 | 438 x 410 x 44 mm                                                                  | 438 x 562 x 88 mm                                                                   | 438 x 562 x 88 mm                                                                             |
| Weight                           | 7.5 kg (16.53 lbs.)                                                               | 7.5 kg (16.53 lbs.)                                                               | 7.6 kg (16.76 lbs.)                                                                | 23.4 kg (51.6 lbs.)                                                                 | 23.4 kg (51.6 lbs.)                                                                           |
| <b>Power Requirements</b>        |                                                                                   |                                                                                   |                                                                                    |                                                                                     |                                                                                               |
| AC Input Voltage                 | 100 - 240V                                                                        | 100 - 240V                                                                        | 100 - 240V                                                                         | 100 - 240V                                                                          | 100 - 240V                                                                                    |
| Frequency                        | 50 - 60 Hz                                                                        | 50 - 60 Hz                                                                        | 47 - 63 Hz                                                                         | 47 - 63 Hz                                                                          | 47 - 63 Hz                                                                                    |
| Single Power Supply Rating       | 250W                                                                              | 250W                                                                              | 275W                                                                               | 300W                                                                                | 400W                                                                                          |
| Power Consumption Maximum        | 90W                                                                               | 90W                                                                               | 140W                                                                               | 132W                                                                                | 220W                                                                                          |
| Maximum thermal output           | 240.1 BTU                                                                         | 240.1 BTU                                                                         | 425.6 BTU                                                                          | 450.4 BTU                                                                           | 750.6 BTU                                                                                     |

<sup>1</sup> There is no license limitation on the number of supported users.

- All models: Bypass card optional
- All models: Deploy in line, as proxy or tap
- All models: Locally or centrally manage

**CONTACT CHECK POINT**

**Worldwide Headquarters**

5 Ha'Solelim Street, Tel Aviv 67897, Israel | Tel: 972-3-753-4555 | Fax: 972-3-624-1100 | Email: info@checkpoint.com

**U.S. Headquarters**

959 Skyway Road, Suite 300, San Carlos, CA 94070 | Tel: 800-429-4391; 650-628-2000 | Fax: 650-654-4233 | www.checkpoint.com